

Drive wheels 24"

HD Force in standard configuration has 24" drive wheels (A). These are equipped with a quick-release in the wheel hub. The 24" model is appropriate for users who drive the wheelchair independently some or all of the time. This model passes somewhat more easily over obstacles such as curbs.

TYRES - CHARACTERISTICS

As standard the wheels are equipped with pump- and puncture-free tyres made of Flexel. Flexel is a solid rubber tube inside a normal rubber tyre. This makes the wheel easy to roll even with a heavy user seated in the wheelchair.




Transport wheels 16"

HD Force 16 in standard configuration has 16" drive wheels (B). These are equipped with a quick-release in the wheel hub. The 16" model is for users who do not drive independently. This model makes it possible for the caregiver to come closer to the user in a care situation. Transferring sideways, e.g. from a bed to the wheelchair, is also easier with smaller drive wheels.

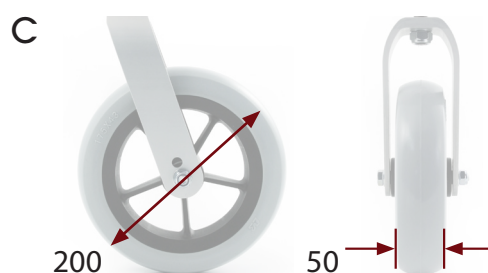
TYRES - CHARACTERISTICS

As standard the wheels are equipped with pump- and puncture-free tyres made of Flexel. Flexel is a solid rubber tube inside a normal rubber tyre. This makes the wheel easy to roll even with a heavy user seated in the wheelchair.




Castors

Both HD Force model 24 and 16 are equipped with pump- and puncture-free castors measuring 150 x 50 mm (C). The wheel track is made of Flexel.



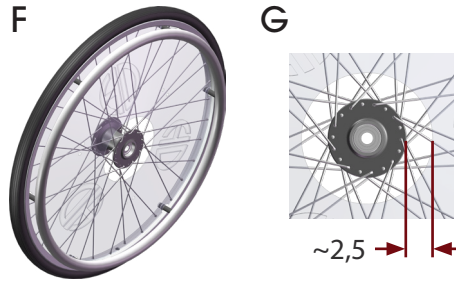
Hand rims

Hand rims for HD Force 24 are available in two materials; Stainless steel which has high durability (D), or soft grip (plastic coated) if better grip is needed (E).



Spoke protectors

Spoke protectors are available to be mounted on 24" drive wheels (F). The gap between the wheel hub and the spoke protector is approximately 2,5 cm (G).



Keep in mind

- Hand rims cannot be removed as they contribute to the strength of the wheel construction.

Article numbers

All article numbers are found in the Prescription Form, doc.nr. 97750-1.