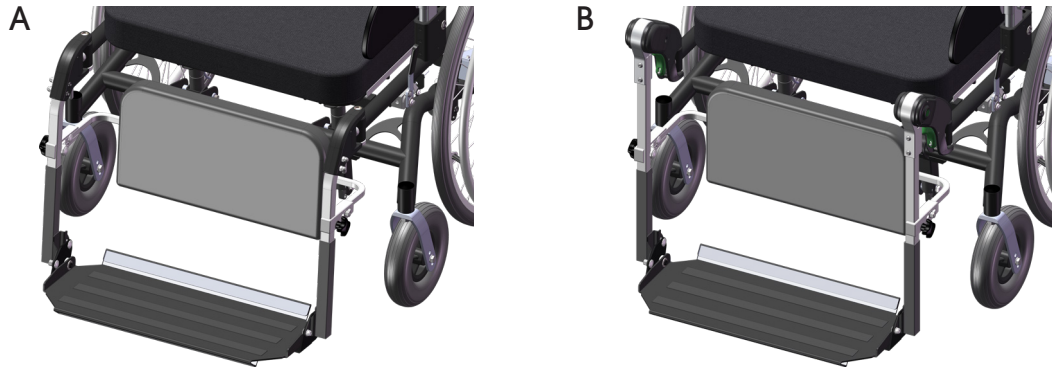


There are two types of leg rests available for HD Force; Fixed-angle leg rests (A) and Angle adjustable leg rests (B). Each type is available in two lengths and can be complemented with Calf supports (Info Sheet 97902-1) and Footrests (Info Sheet 97903-1).



Fixed-angle leg rests

Fixed-angle leg rests, 90° or 105°, are used as standard for HD Force. Fixed-angle leg rests at 90° can also be used for breaking stretch spasticity and/or achieving a more active seating for the user. Both can be used without conflicting with the castors when the wheelchair is in standard configuration. Other angles for the leg rests can be custom made when needed.

The leg rests can be removed/mounted by taking hold of both leg rests at the knee joint and pushing the levers forward (C). If the wheelchair is equipped with separate footrests the leg rests can also be turned outward (D).



Angle adjustable leg rests

Angle adjustable leg rests are used when the user has a need for changes in position of the legs, e.g. during rest or active sitting. The angle is adjustable between 90° and 180° (10 positions). A numbered scale facilitates the correct positioning of the leg rests. All angular positions can be used without conflict with the castors when the wheelchair is in standard configuration.

Angle adjustable leg rests are removed/mounted in the same way as Fixed-angle leg rests, but with a different release mechanism.



Disengage mechanism for knee joint

A disengage mechanism for the knee joint (G) allows an angle adjustable leg rest to be set an unlocked mode. This makes it possible for a single caregiver to adjust the angle of a one-piece footrest from one side.



Measurements

The table below lists the functional measurements of leg rests in combination with footrests. For more information regarding footrests see Info Sheet Footrests (doc. nr. 97903-1).

Table 1 - Functional length, fixed-angle leg rest [cm]. Measured from top of seat plate to top of footrest plate.

Model	a min	a max
Standard	31	43
Long	37	51


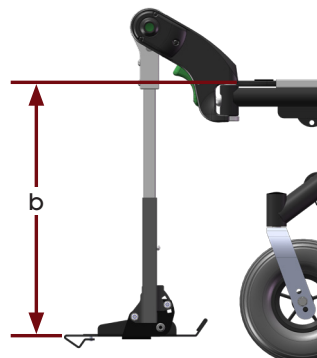


Table 2 - Functional length, angle adjustable leg rest [cm]. Measured from top of seat plate to top of footrest plate.

Model	b min	b max
Standard	29	43
Long	37	51



Keep in mind

- Using a one-piece footrest and one-piece calf support increases leg rest stability and durability. These should be used for users with significantly increased muscle tonus/spasticity. Use fixed-angle leg rests for maximum durability.

Article Numbers

All article numbers are included in the Prescription Form, document number 97750-1.